
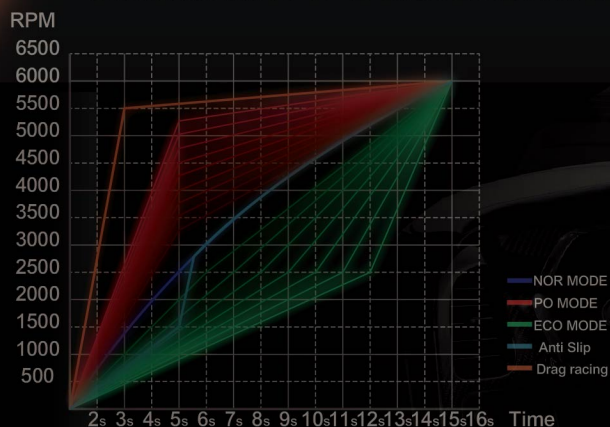


E DRIVE
ADVANCE 4S

Electronic Throttle Controller




Characteristics of E-DRIVE ADVANCE 4S



For the original vehicle, you can feel the vehicle's weakness or resistance at the beginning. E-Drive 4S can make the throttle of the vehicle appear brisk. Furthermore, it offers multi-segment adjustment mode, as well as drag racing mode and anti-theft mode. Change your throttle traits at anytime, anywhere!

E-DRIVE
ADVANCE 4S



SUZUKI JIMNY E-DRIVE ADVANCE 4S



Delicate Appearance

Become an accessory anywhere on the main console. Eliminate redundant design, show smart and capable appearance.



Low Current Operation

Continuously improve to keep the current low. It will not cause signal abnormality due to electric potential kickback and cause the fault lamp to light up.



Sync Response

The light signal perfectly reflects the dynamics of driving acceleration. Digital display allows you to integrate with mechatronics



The Fast and the Furious

Drag Racing mode gives you full power once you press the button. Let you become the most combative fighter.



Very Large Scale Integration

Solve the problem of integrated heat dissipation. Using a high-efficiency MCU and three-core processing enable to synchronize the computing performance with the original car and explode the best performance.



Skin-Friendly Silicone Button

Eliminate hard buttons and completely replace silicone buttons. Let you have more comfortable using experience while operation.



Challenge the Rain and Mud as You Like

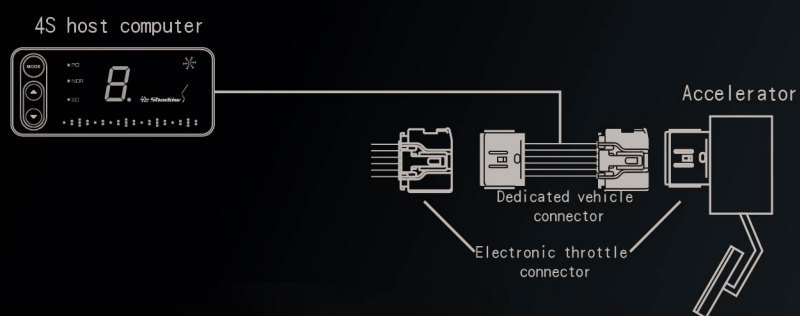
Anti-Slip mode is suitable to any slippery slopes, mud or snow. It will not disturb any driving pleasure in any condition.

E-DRIVE ADVANCE 4S

Technical specifications



cabling method




E DRIVE
ADVANCE 4S

Mode		POWER	NORMAL	ECO																		
		9 8 7 6 5 4 3 2 1	1 2 3 4 5 6 7																			
accelerate	high	[Bar chart]							[Bar chart]							[Bar chart]						
	low	[Bar chart]							[Bar chart]							[Bar chart]						
Fuel consumption	less	[Bar chart]							[Bar chart]							[Bar chart]						
	many	[Bar chart]							[Bar chart]							[Bar chart]						

SPORT MODE IS STANDARD EQUIPMENT!

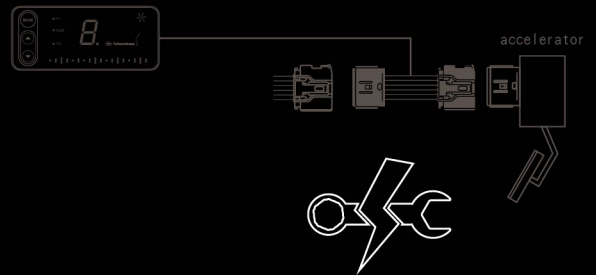
E-drive 4S has built-in power mode and fuel-saving mode, allow you to have the same equipment of high-end car models. We separate each mode into 9 segments and 7 segments. Make more flexible conversions according to your driving preferences.



FOR ALL TERRAIN! CHALLENGE THE RAIN AND MUD AS YOU LIKE!

E-drive 4S Anti-Slip mode is suitable to any slippery slopes, mud or snow. It will not disturb any driving pleasure in any condition. Enable to easily control the vehicle in a severe environment.

NO DAMAGE AND EASY INSTALLING !



Modularizing the E-Drive 4S. It's not a problem to install and remove in anywhere, anytime. No damage to the original vehicle line group and not affect to the vehicle ECU. Only benefit to the vehicle!

BREAK THROUGH AND LEAD THE WAY!
FOCUS ON SPEED. SPORT STYLE.



Fuel consumption comparison

Normal	119cc.
PO9	168cc
EC7	66cc

Speed-up comparison

Normal	25s
PO9	19s
EC7	30s

One clicks to enter the sport mode and combined with driving skills, E-Drive 4S give you full of power when facing a Sunday driver!



CORNER KILLER
EXTREME TURN



Sliding into a corner, the rear tire rubs against the ground at high speed and draws two tire marks. PO mode-9 drives the engine speed again and output the ultimate power just before the corner!

ZERO SEC SPEED-UP
LAUNCH CONTROL



Switch to drag racing mode and release all the power. At this time, the linear acceleration turns into gravity and enjoy the speed!