

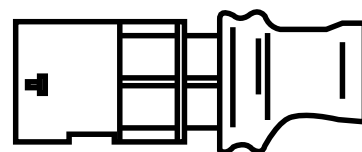
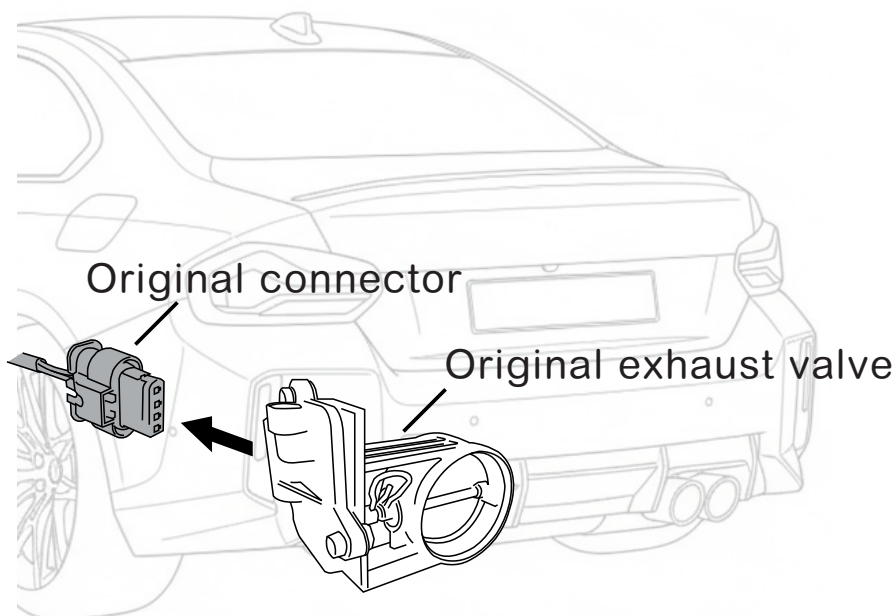
# EXHAUST VALVE DECODER FOR FACTORY ELECTRONIC EXHAUST VALVES

Ver.0.0.1

The Exhaust Valve Decoder connects directly to the OEM exhaust valve connector. It simulates the factory feedback signal to the ECU, preventing error codes or throttle restrictions caused by missing valve status. This plug-and-play device requires no wire cutting or ECU remapping. It effectively prevents the ENGINE CHECK light from triggering when installing an independent valve controller or removing the factory valve motor for a straight-pipe exhaust system.

## STEP. 1

Unplug the original connector



Exhaust valve  
decoder

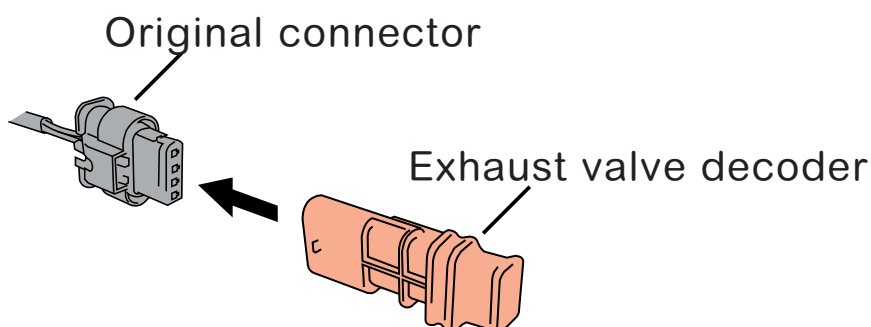
SW48002: 4P T1.0

SW48003: 3P T1.0

SW48008: 4P T2.0

## STEP. 2

Connect the Exhaust valve decoder to the original connector.





Address: NO.163 Fan-Hwa Road, Chin-Hsin Village, Hsiu-Shui, Chang Hwa, TAIWAN  
Tel: +886-4-7681140 Fax: +886-4-7698587 E-mail: info@autojaw.com

Copyright 1999-2025 AUTO JAW CO,LTD ALL Rights Reserved.

