



02

OPEN GATE II

FIGHT FOR FEARLESS
NEVER GIVE UP!



DEVOTING TO THE BEST ELECTRONIC TUNING
PARTS IS THE ETERNAL BELIEF OF SHADOW AUTO.



1. RACING GAUGE DISPLAY SYSTEM

01 - 04

PRO3 RACING GAUGE

2. TECHNOLOGY BOX

07 - 20

ELECTRONIC EXHAUST CONTROLLER AUTO
ELECTRONIC EXHAUST CONTROLLER LITE
E-DRIVE ADVANCE 4S THROTTLE CONTROLLER
DIGITAL ELECTRONIC BOOST CONTROLLER
i-BOOST 2 TUNING BOX
MORE...

3. OBD II DIGITAL METER

19-24

NEW FD EVO MULTI-FUNCTIONAL DISPLAY

NEW D-METER 2 PLUS MULTI-FUNCTIONAL DISPLAY

4. ACCESSORIES

25-26

HOSE ADAPTOR
OIL ADAPTOR
BOOST ADAPTOR

FIGHT FOR FEARLESS NEVER GIVE UP



Strive to be the best and embrace your uniqueness by building your own distinct style cockpit. In the future, SHADOW will not only represent cutting-edge global automotive electronics products, but also serve as an excellent partner for owners of modified cars. Join us in enabling more people to experience the pleasure and convenience of customized vehicles through SHADOW's exceptional product range!



02

OPEN GATE II
ACHIEVE DREAMS



PRO3 RACING GAUGE

RACING GAUGE DISPLAY SYSTEM

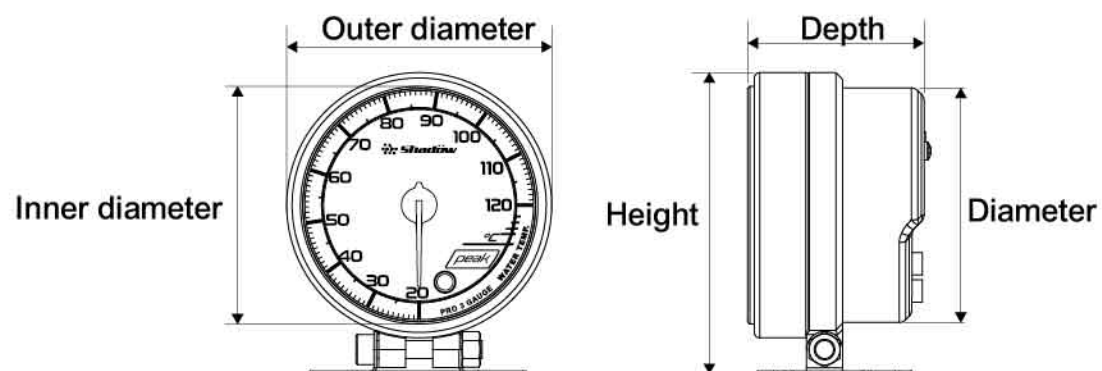
Shadow racing gauges have won a foothold in the racing instrument market with accurate, fast and reliable performance.

Let every user have confidence with Shadow's excellent quality is our primary goal.



PRO3 RACING GAUGE


SW15XXX check the part number right



	Specification	Outer diameter	Inner diameter	Height	Depth	Diameter
SIZE(Inch)	Ø2-1/16Inch	Ø2-5/16Inch	Ø2-1/16Inch	2-5/16Inch	1-9/16Inch	Ø2-1/16Inch
	Ø2-3/8Inch	Ø2-9/16Inch	Ø2-3/8Inch	3Inch	1-5/8Inch	Ø2-3/8Inch

	Specification	Outer diameter	Inner diameter	Height	Depth	Diameter
SIZE(mm)	Ø52mm	Ø59mm	Ø52mm	58.4mm	40mm	Ø52mm
	Ø60mm	Ø65mm	Ø60mm	76mm	40.8mm	Ø60mm

2 SPECIFICATIONS



Black Face



Clear Face

White 2 BACKLIGHT

WATER TEMP. 20° C-120° C	CF	52mm	SW15180-20
	BF	60mm	SW15160-20
OIL TEMP. 50° C-150° C	CF	52mm	SW15181-20
	BF	60mm	SW15161-20
OIL PRESS. 0Bar-10.0Bar	CF	52mm	SW15182-20
	BF	60mm	SW15162-20
BOOST -1.0Bar-3.0Bar	CF	52mm	SW15184-20
	BF	60mm	SW15164-20
BOOST -1.0Bar-1.5Bar	CF	52mm	SW15185-20
	BF	60mm	SW15165-20
FUEL PRESS. 0Bar-6.0Bar	CF	52mm	SW15206-20
	BF	60mm	SW15166-20
EXT TEMP. 200° C-1100° C	CF	52mm	SW15186-20
	BF	60mm	SW15167-20
VOLT. 8V-18V	CF	52mm	SW15187-20
	BF	60mm	SW15167-20

WATER TEMP. 70° F-250° F	CF	52mm	SW15200-20
	BF	60mm	SW15190-20
OIL TEMP. 120° F-300° F	CF	52mm	SW15201-20
	BF	60mm	SW15191-20
OIL PRESS. 0 PSI-140 PSI	CF	52mm	SW15202-20
	BF	60mm	SW15192-20
BOOST -30 PSI-40 PSI	CF	52mm	SW15204-20
	BF	60mm	SW15194-20

FUEL PRESS. 0 PSI-80 PSI	CF	52mm	SW15206-20
	BF	60mm	SW15196-20
EXT TEMP. 400° F-2000° F	CF	52mm	SW15205-20
	BF	60mm	SW15195-20

Clear Face is referred to as CF
Black Face is referred to as BF



E-DRIVE ADVANCE 4S **THROTTLE CONTROLLER**

i-BOOST 2 **TUNING BOX**



ELECTRONIC CONTROLLER

Shadow commenced the development of vehicle electronic control in 2007, initially finding delight in the realm of electronic modification. As time went on, Shadow gradually assembled a proficient and dedicated R&D technical team, transforming their electronic control systems into professional, stable, accurate, and refined products. Today, Shadow's electronic control stands as a benchmark in the automotive industry.

V-CONTROLLER

VALVE OPENING



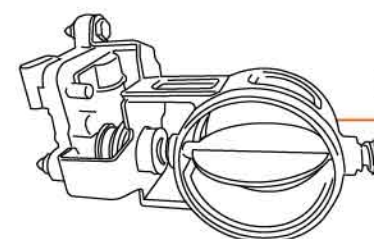
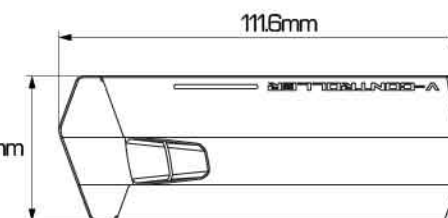
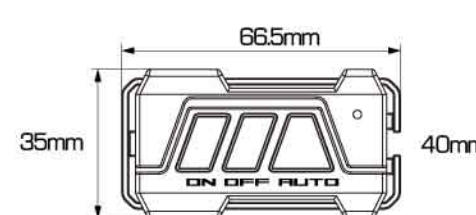
EXHAUST VALVE CONTROLLER AUTO

Shadow Electronic Exhaust Valve Controller AUTO can control the exhaust valve through Bluetooth and mobile devices according to the owner's preference to improve the performance of the car.



V-CONTROLLER AUTO

BMW	ORIGINAL	SW 10 147
	MODIFIED	SW 10 149
BENZ	ORIGINAL	SW 10 148
	MODIFIED	SW 10 150



BLUETOOTH SIGNAL

Total control without any dead ends.



EASILY CONNECT OBD II



Connect with ECU AUTO, AUTO-Control valve automatically, switch between three modes: RPM, speed and turbo.

V-CONTROLLER LITE

VALVE OPENING



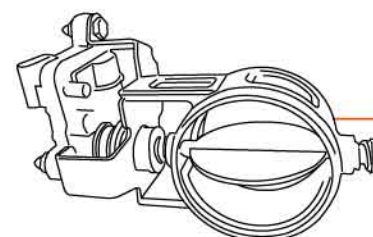
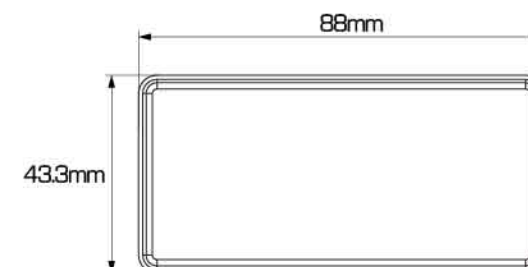
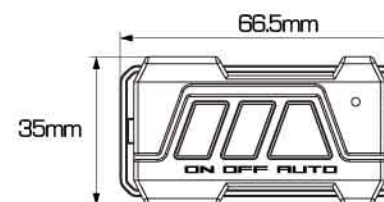
EXHAUST VALVE CONTROLLER LITE

Shadow Electronic Exhaust Valve Controller LITE enables remote control of the exhaust valve via Bluetooth and mobile devices, providing a commanding driving experience with customizable sound variation.




V-CONTROLLER LITE

	BASIC	SW 10157
BMW	ORIGINAL	SW 10155
	MODIFIED	SW 10158
BENZ	ORIGINAL	SW 10156
	MODIFIED	SW 10159



FREE LIBERATION

Free control
valve switch



BLUETOOTH SIGNAL

Total control without
any dead ends.



DRIVE YOUR ENTHUSIASM

Vigorous sound dominates
the audience.



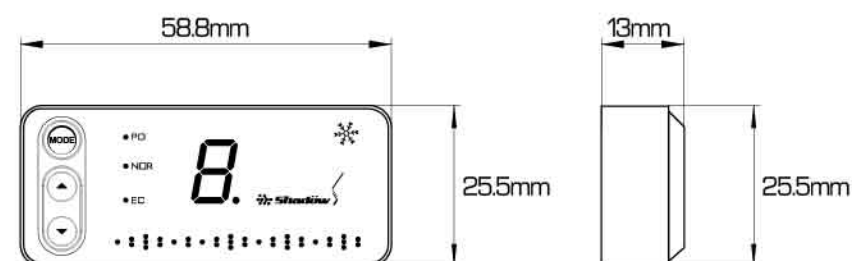
THROTTLE CONTROLLER

For the original vehicle, you can feel the vehicle's weakness or resistance at the beginning. E-Drive 4S can make the throttle of the vehicle appear brisk. Furthermore, it offers multi-segment adjustment mode, as well as drag racing mode and anti-theft mode. Change your throttle traits at anytime, anywhere!

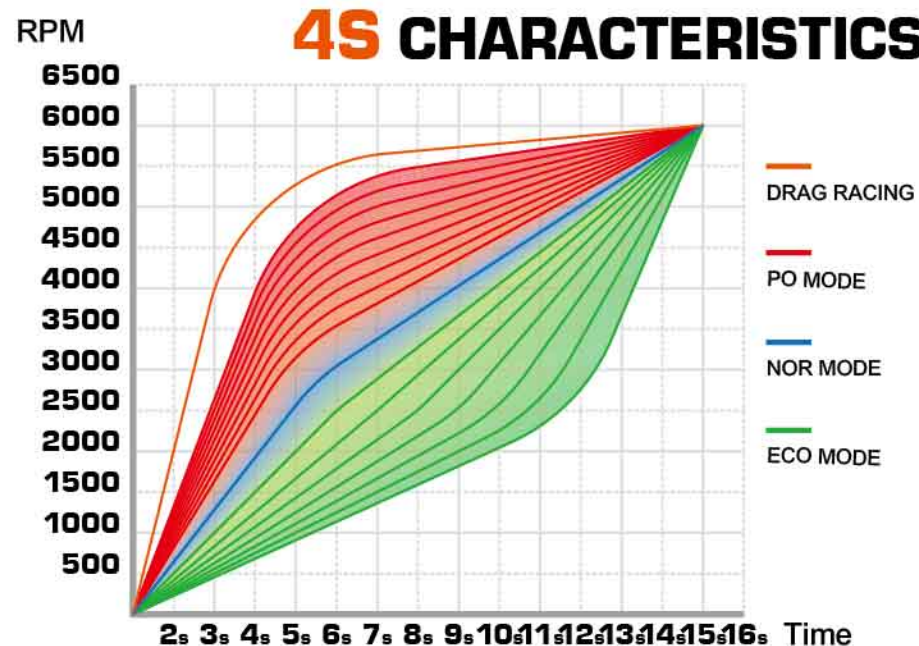


E-DRIVE ADVANCE 4S

SW10129



4S CHARACTERISTICS



$$9_{Po} + 1_{Nor} + 7_{Eco} = 17$$

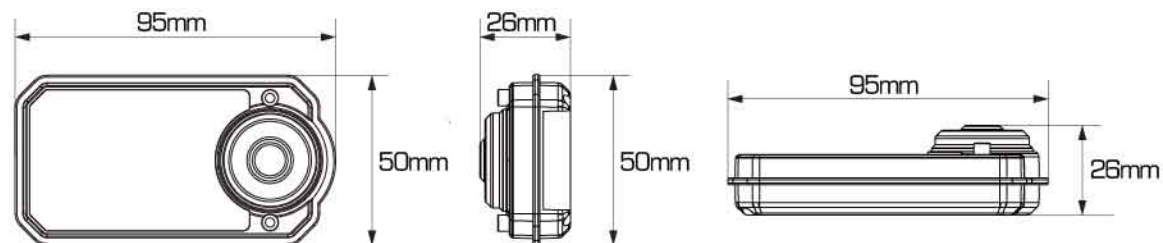
ADJUSTABLE
FUNCTION





DEBC 2

SW10141



Mechanical Boost Controller

+



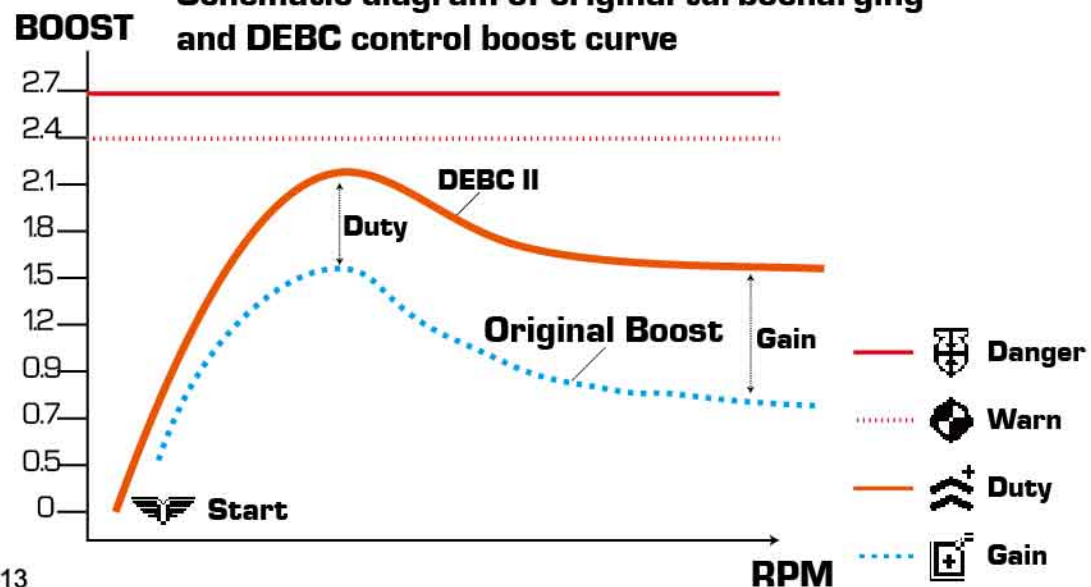
Boost Gauge

+



AFR Gauge

Schematic diagram of original turbocharging and DEBC control boost curve



2.42 inch
OLED screen



4 kinds of
Turbocharging



Record two sets
of boost control



Record two sets
of boost control



Support Actuator
and Wastegate
TURBO TIMER



High frequency
solenoid valve

DIGITAL ELECTRONIC BOOST CONTROLLER

Turbocharging can effectively increase the power of the vehicle, break through the power limitation of the original natural intake, and increase the efficiency of the engine.

For this reason, Shadow explores electronic control to optimize and effectively overcome the physical characteristics of the turbine.



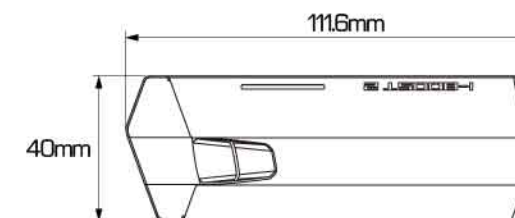
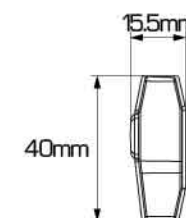
TUNING BOX

Making power upgrades simple, fast, and safe has always been the core goal of the I-BOOST2 series. The I-BOOST2 piggyback tuning box is designed specifically for the new generation of turbocharged vehicles and 48V mild-hybrid systems. It features upgraded MCU hardware for 100% compatibility with factory ECUs, providing a perfect solution for new models that cannot be tuned internally.



I-BOOST 2 PIGGYBACK

SW 10160



Horsepower

ORIGINAL

I-BOOST

+14~19%

Torque

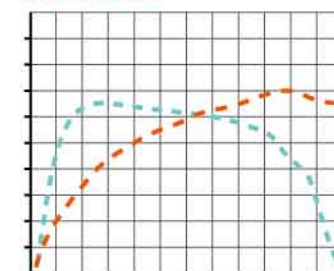
ORIGINAL

I-BOOST

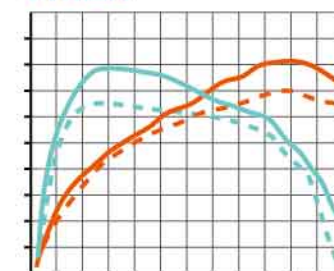
+13~15%

FOUR MODES FOR QUICK SWITCHING

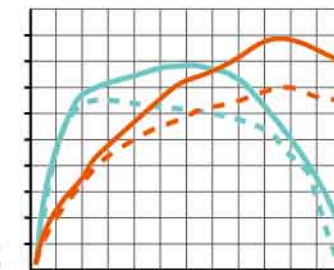
NORMAL



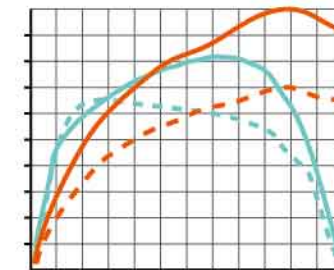
STREET



SPORT



RACE



— I-BOOST2 HP
- - - ORIGINAL HP
— I-BOOST2 TORQUE
- - - ORIGINAL TORQUE

R-COMMANDER 2

SW10165 Digital RPM Activated Switch



SHIFT LIGHT x RPM
INDEPENDENT 12V OUTPUT ACTIVATED SWITCH

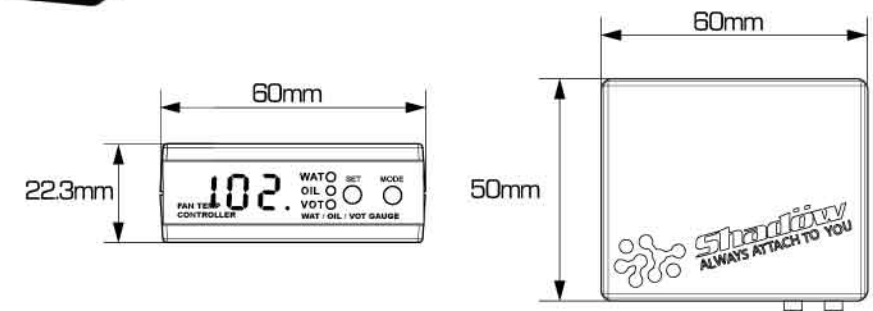


Suitable for professional modification enthusiasts and users requiring precise control of electronic devices based on engine RPM.



FAN TEMP CONTROLLER

SW 10078

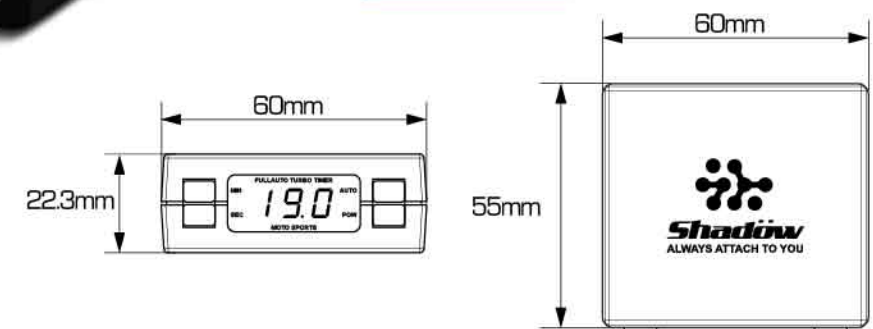


Excessively high temperature of engine can easily lead to the vehicle power decline and even serious problems with engine failure. The most fastest and efficient way is to install the Fan Temp Controller. It can actively control the timing of starting the cooling fan. By starting the controller early, can not only quickly reduce the high temperature but stabilize the operating temperature.



TURBO TIMER

SW 10003



Not only can extend the flameout time but also protect the turbo body. The owner can also set an appropriate delay time according to the driving distance and time.

In addition to the corresponding turbo cars, this product can also be installed in N/A vehicles. Make sure that the engine is totally cool down before turning off the engine to protect and extend its life.

D-METER 2 PLUS **MULTI-FUNCTIONAL DISPLAY**



OBD II DIAGNOSTIC **MULTI-FUNCTIONAL DISPLAY**

It can quickly reads data from the ECU through the Controller Area Network (also called CAN or CAN bus) and use a 16MHz processing core to display current driving information at the maximum rate.

Uses LED indicators and allows configuration of multiple warning values.



FD EVO **MULTI-FUNCTIONAL DISPLAY**



MULTI-FUNCTIONAL DISPLAY

Offers various display modes. Utilizes OBDII CANBUS communication for full vehicle scanning and real-time monitoring of up to 22 parameters. For advanced users, the optional S-Expand sensor expansion hub can be integrated to provide additional vehicle data, fulfilling both standard and high-performance monitoring needs for stock and modified vehicles.



FD EVO

SW10166



ENGINE LOAD



WATER TEMP.



SHORT TERM



LONG TERM



BOOST



RPM



SPEED



SPARK ADVANCE



INTAKE AIR TEMP.



MASS AIR FLOW



ACCELERATOR POSITION



O2



FUEL RAIL PRESS.



AFR



FUEL LEVEL



ATMOSPHERIC PRESS.



EXHAUST TEMP.



OUTSIDE TEMP.



THROTTLE POSITION



OIL TEMP.



TRANSMISSION TEMP.



TRIP



OPTIONAL



1. WATER TEMP
4. BOOST

2. OIL TEMP
5. EXT TEMP

3. OIL PRESS
6. FUEL PRESS

S-EXPAND

SENSOR EXPANSION HUB

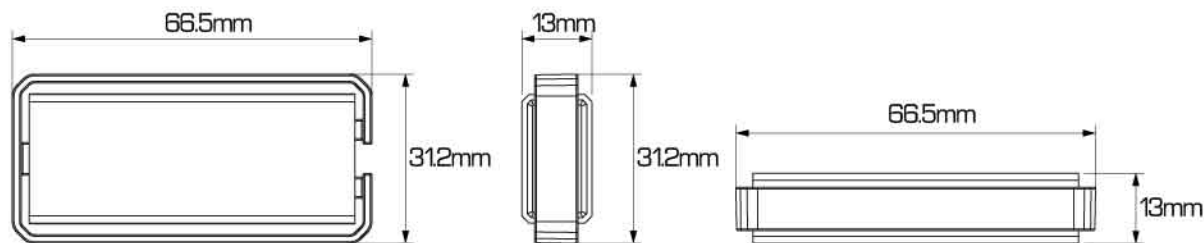
SW10167

Designed for tuning enthusiasts and compatible with all 12V vehicles. Supports connection of various sensors such as temp and press, integrating data and power through a dedicated cable for real-time display on the FD EVO.




D-METER 2 PLUS

SW10152



Set the display interface by yourself. It can display two kinds of information at the same time.



Monitor 11 kinds of vehicle information, including turbo, air-fuel ratio, gearbox, speed, mileage, etc.



It has seven-color atmosphere lights and four-stage adjustable brightness.



The Real-time Information



OLED Clearly Reading



Human-machine Integration



Power interruption memory



Display Adjustment

OBD II DIGITAL MULTI METER

Shadow OBD2 diagnostic multi-functional display can quickly captures ECU information through CAN-bus. It is plug-n-play. There are 10 information can be read after connecting. The condition of the vehicle can be fully grasped without destroying the body of the vehicle. D-Meter 2 PLUS uses Microchip's CPU, which is 10.2 times upgraded compared to the 1st generation.

HOSE ADAPTOR



DIAMETER (MM)	SW40002-03	SW40005-03	SW40001-03	SW40006-03	SW40007-03	SW40008-03	SW40009-03
	28mm	30mm	32mm	34mm	36mm	38mm	40mm

RACING GAUGE SENSOR ADAPTOR



OIL ADAPTOR

OIL TEMP./OIL PRESS.



SW40010-03

SW Oil Press. Adaptor



SW40020-03

Oil Press. Adaptor For
CIVIC 8



SW40031-03

Oil Press. Adaptor For
VAG 1.4 TSI



SW40033-03

Oil Press. Adaptor For
VW(CDL)



SW40046-03

Oil Press. Adaptor For
GT86

BOOST ADAPTOR

BOOST/ IN-MF. PRESS.

NEW

NEW



SW40049-03

BOOST Adaptor For
VW EA211



SW40050-03

BOOST Adaptor For
VW EA888 GEN3



SW40019-03

BOOST Adaptor For
VW FSI/TSI



SW40032-03

BOOST Adaptor For
VW TSI 1.2/1.4



SW40034-03

BOOST Adaptor For
VAG Golf MK7



SW40035-03

BOOST Adaptor For
BMW N20



SW40036-03

BOOST Adaptor For
Benz M270



SW40039-03

BOOST Adaptor For
MINI COOPER



SW40040-03

BOOST Adaptor For
FOCUS MK3.5



SW40041-03

BOOST Adaptor For
Benz A45



SW40042-03

BOOST Adaptor For
Hyundai Santa Fe



SW40043-03

BOOST Adaptor For
MINI B48



SW40044-03

BOOST Adaptor For
Lexus IS200t



SW40047-03

BOOST Adaptor For
FOCUS MK4



SW40048-03

BOOST Adaptor For
G Series Engine